

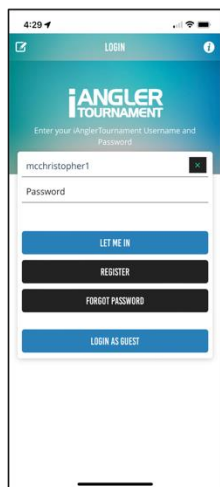
LOGGING YOUR CATCH

2024 Mardy Fish Children's Foundation Fishing Tournament



Download the free “iAngler Tournament mobile app at:

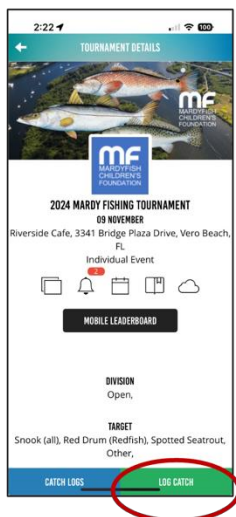
- Apple iTunes: <https://apps.apple.com/us/app/iangler-tournament/id872669180>
- Google Play: <https://play.google.com/store/apps/details?id=org.angleraction.tournament.dist>



1. LOG IN

Open the iAngler Tournament mobile app and log in with your Username and Password.

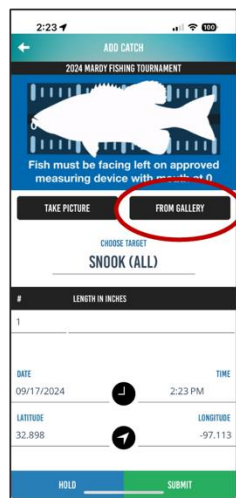
If you experience problems logging into iAngler Tournament Profile, you may need to take the option to "Reset App". After the reset, close the app and restart it.



2. GO TO YOUR TOURNAMENT

Upon logging in, the app should display the 2024 MARDY FISHING TOURNAMENT.

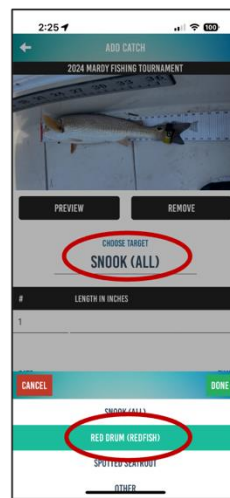
Select the “LOG CATCH” button to begin logging your team catches.



3. INPUT CATCH PHOTO

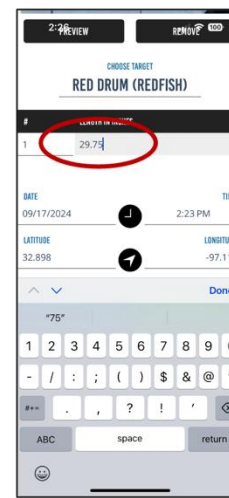
If you took photos of your catch, using your smartphone, choose the “FROM GALLERY” button to select your photo. Most anglers use this option.

Select the “TAKE PHOTO - CAMERA” button to take the photo using the app.



4. SELECT SPECIES

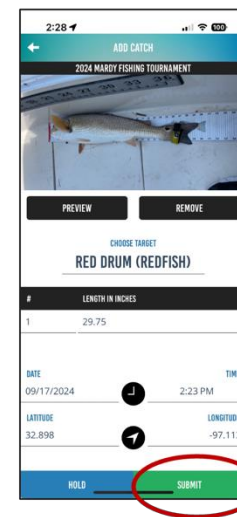
If your catch species is not displayed, tap the “Choose Target” field. A selector with the tournament’s target species will be displayed. Select your catch species, and press “DONE”.



5. INPUT CATCH LENGTH

Tap the blank “Length” field to display the app keyboard. Use the keyboard to enter the catch length.

Select the “Done” button to remove the keyboard when length entry is completed.



6. SUBMIT CATCH

Press the “SUBMIT” button to submit your catch. The submission will only take a few seconds.

You catch will be displayed on the “CATCH LOG” screen.

Use the “LOG CATCH” button at the bottom of the screen to submit your next catch.